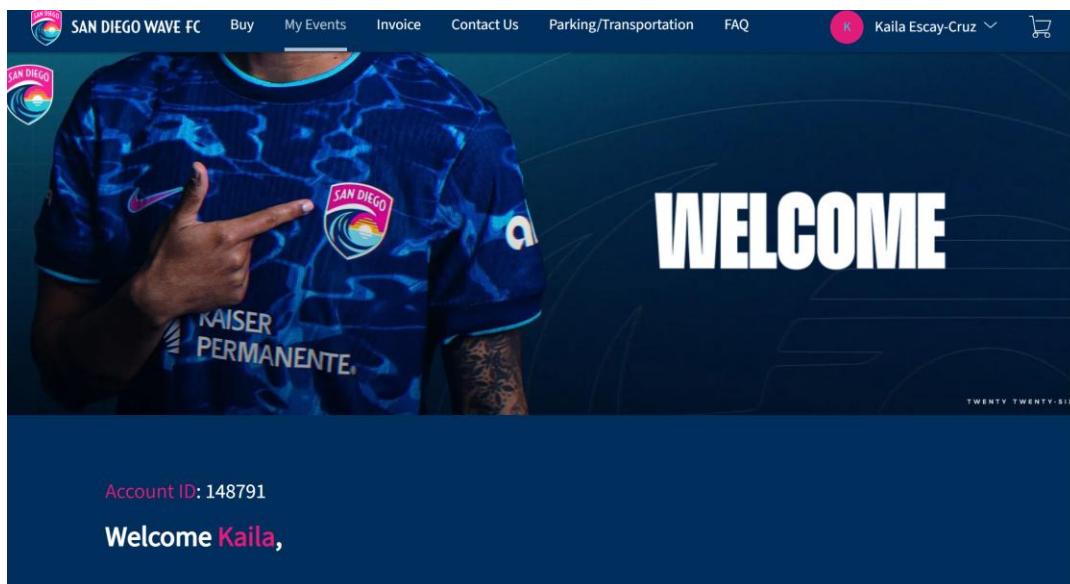




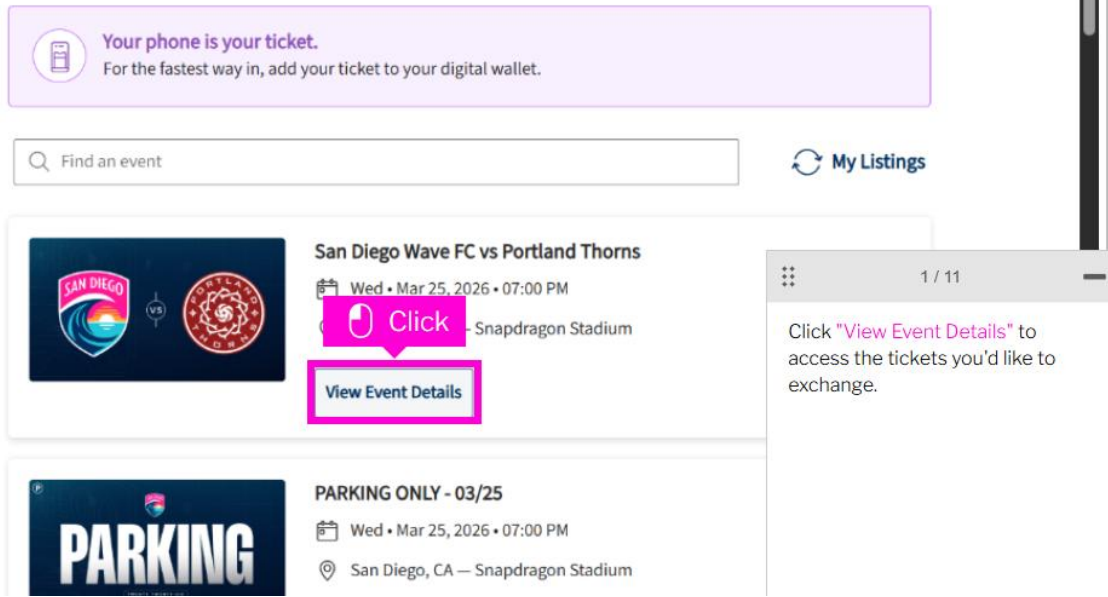
## **How to Use Ticket Exchange**

*Ticket Exchange is ONLY available via your Wave FC Account Manager. You will not be able to utilize this feature through the Wave FC app.*

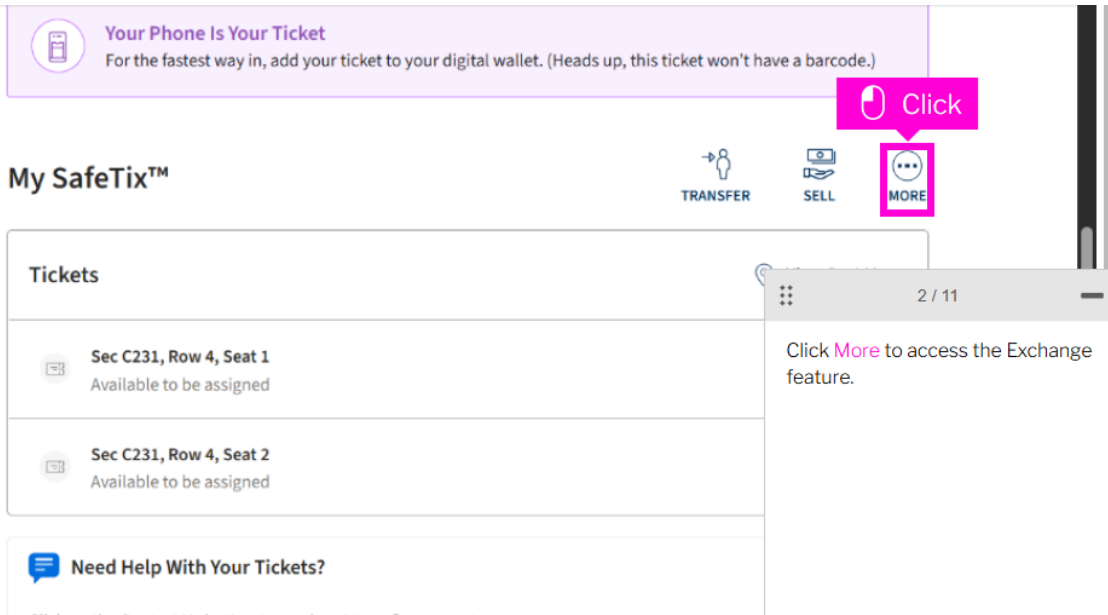
1. Login to your Wave FC Account Manager at: [SD Wave Account Manager | San Diego Wave FC](#) and click “My Events”



2. Click “View Event Details” to access the tickets you’d like to exchange



3. Click “More” to access the Ticket Exchange feature



4. Click “Exchange”. You can also click “Exchange (+)” to upgrade your seats for a match!



### Your Phone Is Your Ticket

For the fastest way in, add your ticket to your digital wallet. (Heads up, this ticket won't have a barcode.)

## My SafeTix™

The screenshot shows the 'My SafeTix™' app interface. At the top right, there are three menu options: 'TRANSFER', 'SELL', and 'MORE'. A pink box highlights the 'EXCHANGE' option, which is represented by a ticket icon and the text 'EXCHANGE'. Below it is another option, 'EXCHANGE (+)', also with a ticket icon. On the left side, there is a list of tickets. The first item in the list has a pink box around it, indicating it is the selected ticket. A tooltip or message box is overlaid on the first ticket, containing the text: 'Click Exchange. You can also select "Exchange +" to upgrade your seats for a match!'. The ticket list header shows '3 / 11' tickets.

5. Select the tickets for the match you'd like to exchange by clicking the box to the left. Clicking "Select All" will select all your tickets for this match. Then click "Continue"

## Exchange Tickets

Select the tickets for this match that you would like to exchange. Once selected, click Next to view the available events

The screenshot shows a 'Tickets' list with the following items:

- Select All (2)
- Sec C231 (2)
- Row 4, Seat 1
- Row 4, Seat 2

A modal dialog is open with the title '4 / 11' and the text: 'Select the tickets you'd like to exchange.' A pink callout bubble with a hand icon and the word 'Click' points to the 'Select All (2)' checkbox.

## Exchange Tickets

Select the tickets for this match that you would like to exchange. Once selected, click Next to view the available events

The screenshot shows the same 'Tickets' list as above, but with the following items selected:

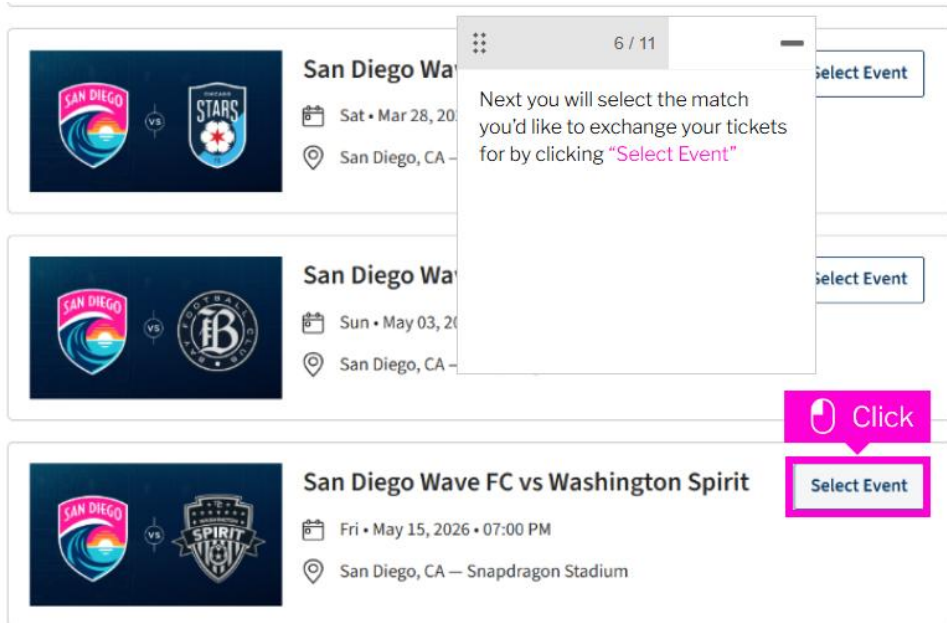
- Select All (2)
- Sec C231 (2)
- Row 4, Seat 1
- Row 4, Seat 2

A modal dialog is open with the title '5 / 11' and the text: 'Click Continue'. A pink callout bubble with a hand icon and the word 'Click' points to the 'Continue' button in the dialog.

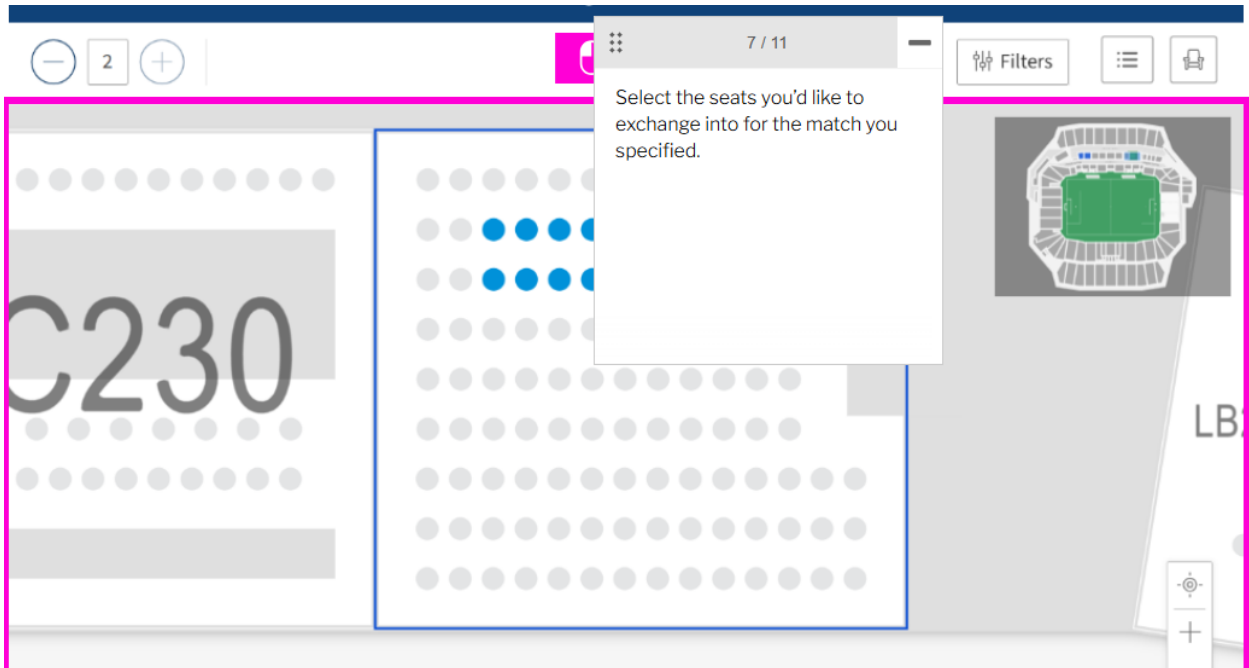
Cancel

Continue

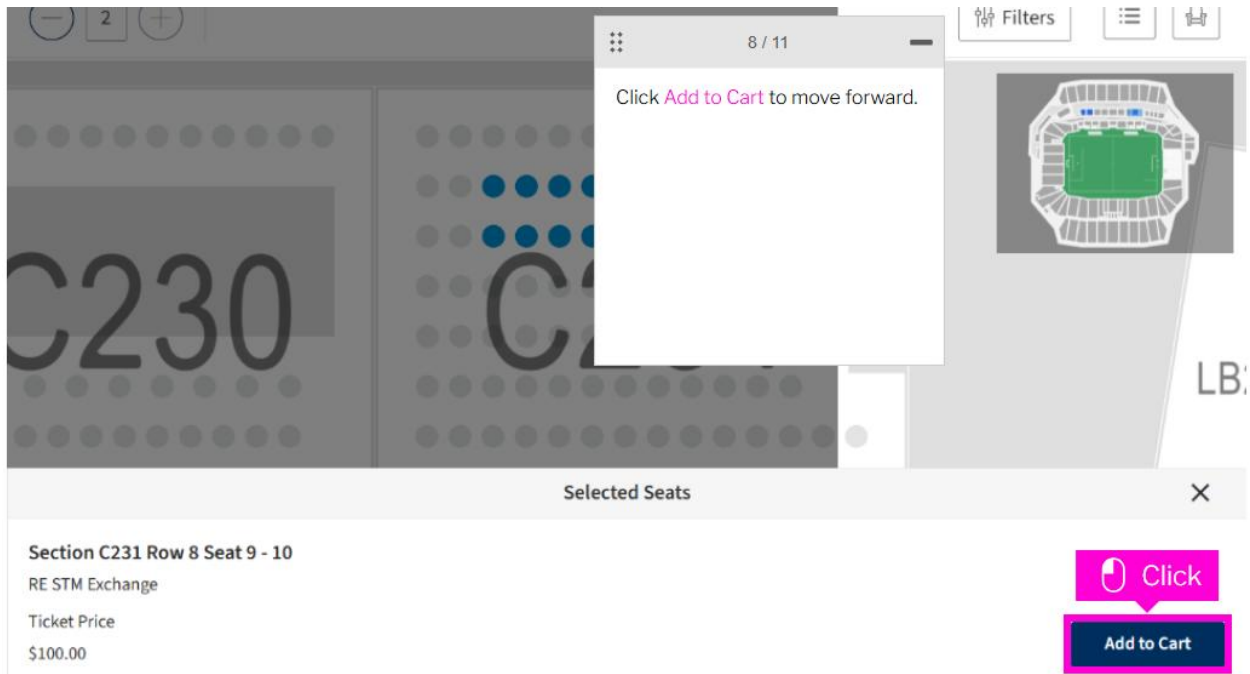
- Next you will select the match you'd like to exchange your tickets for by clicking "Select Event"



7. Select the seats you'd like to relocate into for the match you specified .



8. Click "Add to Cart" once you have selected your new seats.



- Review your selections on this page. Then click “Submit” to move forward with your purchase. If you upgraded your seats, you will have a remaining balance.

### Review the details of your exchange

Below is a final review of your exchange. Please review the ticket details of your exchanged match and new match as well as the cost summary. Once you review, click Submit.

#### New Event

[Edit](#)



San Diego Wave FC vs Washington Spirit

QTY: 2 Tickets

Fri • May 15, 2026 • 07:00 PM

Snapdragon Stadium


#### New Tickets



Section C231, Row 8, Seat 9-10

#### Event selected for Exchange

[Edit](#)



San Diego Wave FC vs Portland Thorns

QTY: 2 Tickets

Wed • Mar 25, 2026 • 07:00 PM

Snapdragon Stadium

#### Tickets Selected for Exchange



Sec C231, Row 4, Seat 1

Sec C231, Row 4, Seat 2

### Summary

<b>Cost of New Seats:</b>	<b>\$0.00</b>
Section C231, Row 8, Seat 9-10	\$0.00
<b>Applied Credits:</b>	<b>\$0.00</b>
Total cost of new seats:	\$0.00
Applied Credits:	\$0.00
<b>Total Amount Due:</b>	<b>\$0.00</b>

Note: Review your selections, your current seats won't be exchanged until you click submit.

[Submit](#)

- Congrats! You have exchanged your tickets successfully. Your new seats will appear in your Wave FC app or Account Manager under “My Events”.



## Exchange Tickets

You have exchanged your tickets successfully!

A confirmation and receipt has been sent to your email antonio.riveraa02@gmail.com.

[Go back to My Events](#)



11 / 12

Congrats! You have exchanged your tickets successfully. Your new seats will appear in your Wave FC app or Account Manager under "My Events".



### San Diego Wave FC vs Portland Thorns

Sat • May 10, 2025 • 07:00 PM

Snapdragon Stadium

#### Exchanged Tickets

Section 105, Row 10, Seat 4  
Adult